



# Fresh produce market trends

Retail and Business Banking



## Demand is gaining momentum as festive season approaches

Cabbage supply remains good and is currently sourced from multiple areas, such as Free State, Bapsfontein and Brits. Good quality produce sold between R50 and R60 per bag, with the poorer quality of cabbages selling for between R20 to R25 per bag. Market stakeholders are also reporting firm demand for cabbages. Large and large/medium potato volumes have dropped slightly with 10 kg bags selling on an average of R50. Smaller size potatoes sold for an average of R30 per 10 kg bag. Overall potato quality is average with a new season of potatoes entering the market from the Vryburg, North West and Northern Cape regions over the next two weeks. Potato demand has been strong, possible stockpiling in preparation for the festive season. Onions sold between R30 and R35 per 10 kg bag with quality reported to be good. Onions are still sourced from the Limpopo and Northern Cape. The Western Cape produce should enter on the market in time for the festive season. Tomato volumes have been good, with the consumer demand slightly weaker. The red fruit continues to be sourced from the Southern Lowveld and new produce in the market is originating from the Polokwane and Brits areas and Western and Eastern Cape. Tomatoes sold between R4 to R8 per 1 kg. Strong volumes are expected over the festive season. The smaller/cocktail size tomatoes sold between R25 and R40 per 1 kg.

Retail and Business Banking  
AgriBusiness  
29 November 2021

**Abrie Rautenbach**  
+27 11 350 3327  
Abrie.Rautenbach@absa.africa

**Olga de Freitas**  
+27 11 846 1569  
Olga.defreitas@absa.africa

<https://www.absa.co.za/business/sector-solutions/agribusiness/agri-smart-insights/>

Accessor

# Fresh Produce Market Report

## Cabbage: Market Trends

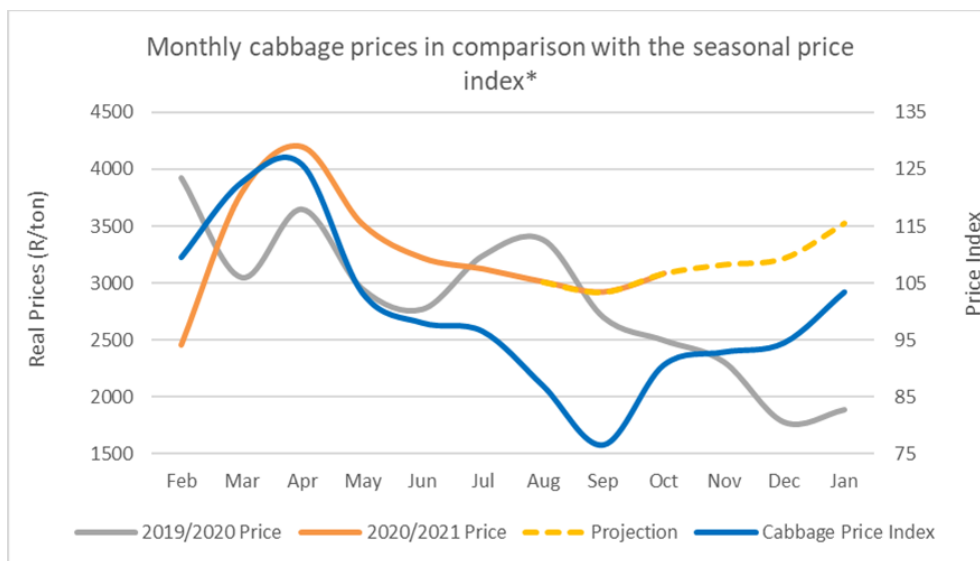
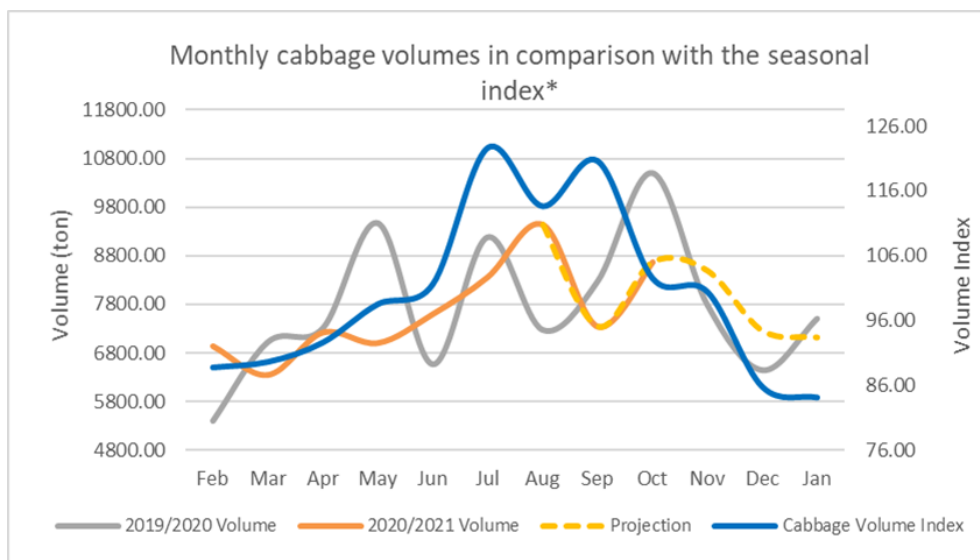
The cabbage volume increased by 20.7% this week compared to the previous weeks decrease of 16%. The month-on-month volume this week decreased by 18.1% in comparison to the previous weeks decrease of 36.8%. The cabbage price this week dropped by 3.4% against the previous weeks slight decrease of 1.8%. The month-on-month price this week increased by 5.7% compared to the previous weeks 20.7%.

### Local Market

#### Weekly Cabbage Volumes and Prices

	Volume (ton)	Price (R/ton)
Week ended 26 November	1,394	R2,344
w/w	20.7%	-3.4%
m/m	-18.1%	5.7%
y/y	-27.4%	12.1%

### Outlook



\*Jan 2000 - Oct 2021

## Carrot: Market Trends

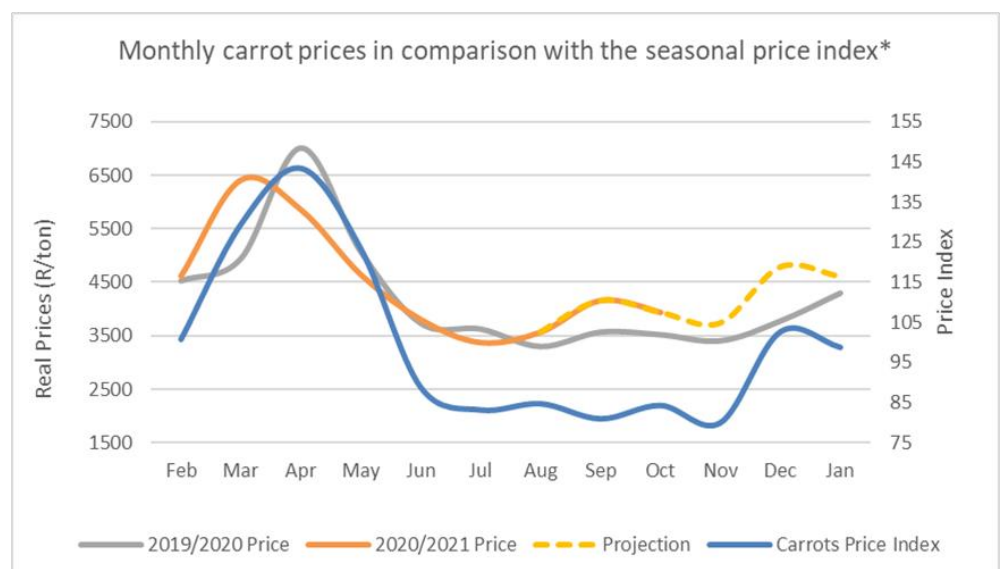
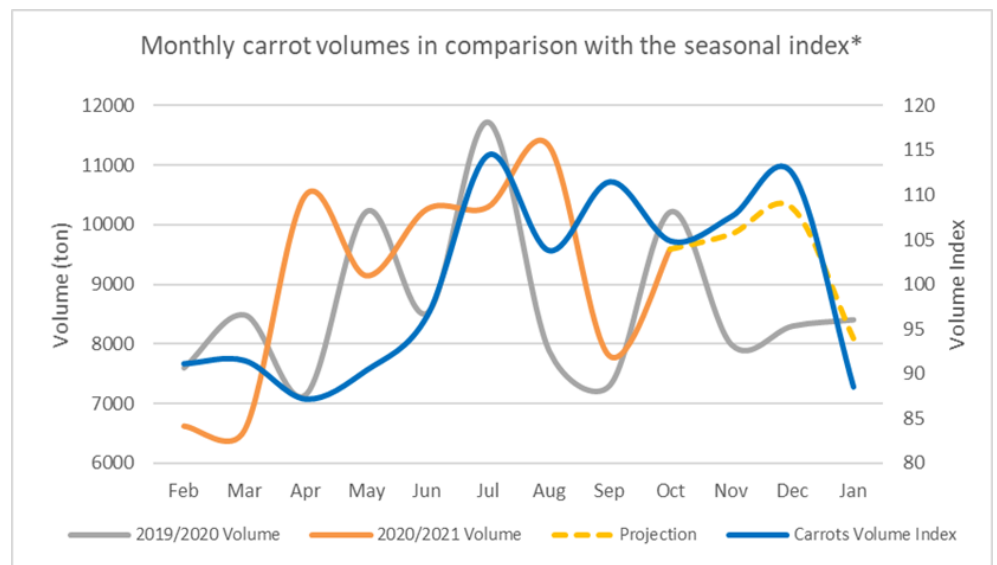
The volume this week increased by 16.4% compared to the previous weeks increase of 6.3%. The month-on-month volume this week decreased by 12.2% against the previous weeks decrease of 11.9%. The carrot price this week dropped by a very slight 0.8% compared to the previous weeks decrease of 15.2%. This week's month on month price increased by 15.4% against the previous weeks increase of 24.5%.

### Local Market

#### Weekly Carrot Volumes and Prices

	Volume (ton)	Price (R/ton)
Week ended 26 November	2,548	R2,409
w/w	16.4%	-0.8%
m/m	-12.2%	15.4%
y/y	6.2%	-14.1%

### Outlook



\*Jan 2000 - Oct 2021

## Onion: Market Trends

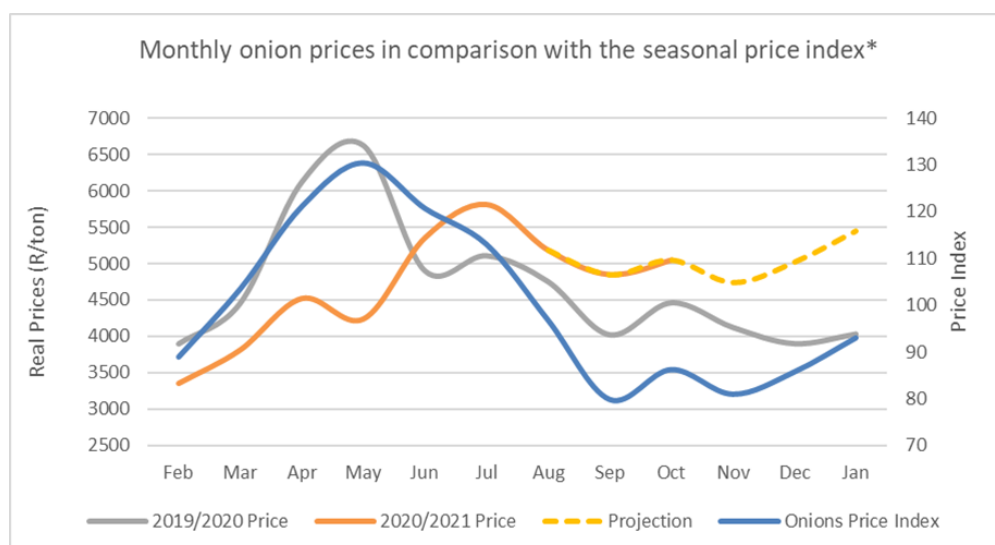
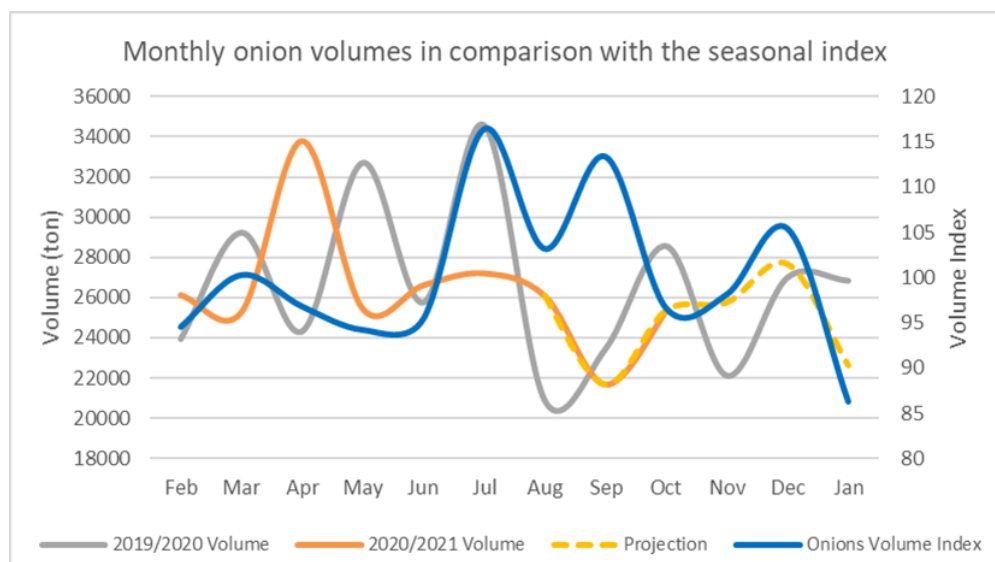
The onion volume this week increased by 27.6% compared to a very slight increase of 2% the previous week. This week's month on month volume decreased by 11.5% against the previous weeks decrease of 14.4%. The price this week dropped very slightly by 0.4% in comparison to the previous weeks decrease of 5.6%. The month-on-month onion price this week increased by 16.2% compared to the previous weeks increase of 14.8%.

### Local Market

#### Weekly Onion Volumes and Prices

	Volume (ton)	Price (/ton)
Week ended 26 November	6,273	R3,151
w/w	27.6%	-0.4%
m/m	-11.5%	16.2%
y/y	-3.1%	-17.7%

### Outlook



\*Jan 2000 - Oct 2021

## Potato: Market Trends

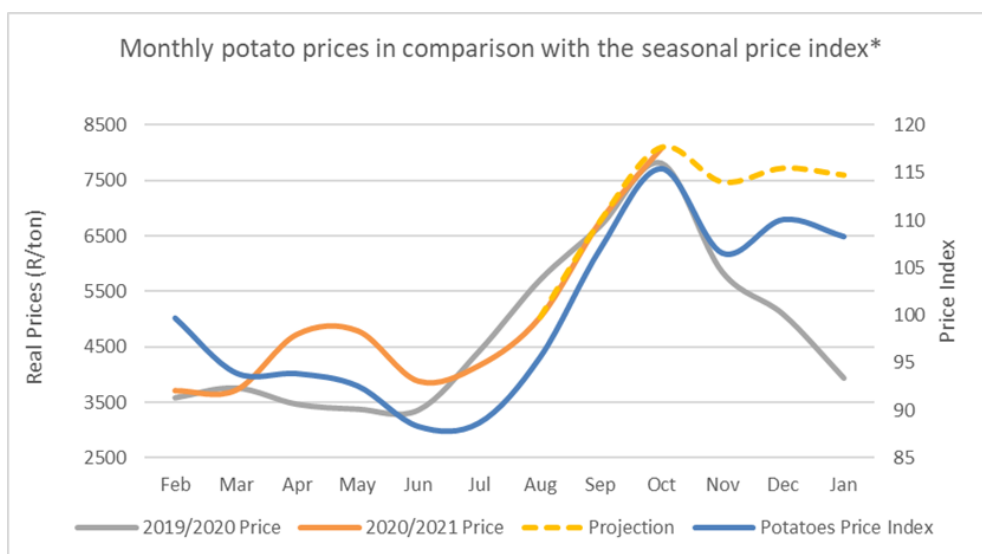
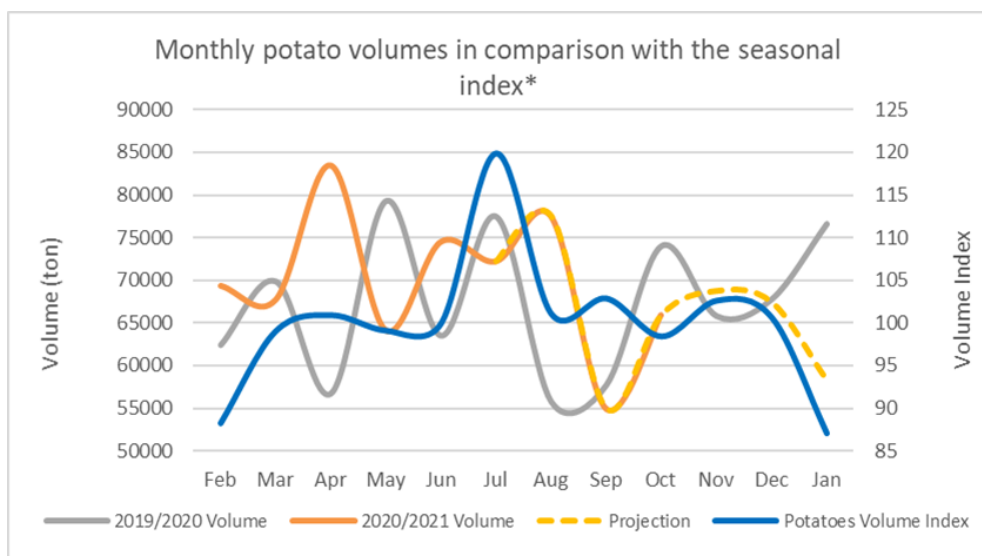
The potato volume this week dropped by 5.8% compared to the previous weeks very slight increase of 1.7%. This week's month on month volume dropped by 12.7% in comparison to the previous weeks increase of 16.6%. The price this week increased by a strong 49.4% against the previous weeks decrease of 20%. This week's month on month price dropped by 14.8% in comparison to the previous weeks strong decrease of 50.6%.

### Local Market

#### Weekly Potato Volumes and Prices

	Volume (ton)	Price (R/ton)
Week ended 26 November	15,385	R4,433
w/w	-5.8%	49.4%
m/m	-12.7%	-14.8%
y/y	-13.7%	-12.6%

### Outlook



\*Jan 2000 - Oct 2021

## Tomato: Market Trends

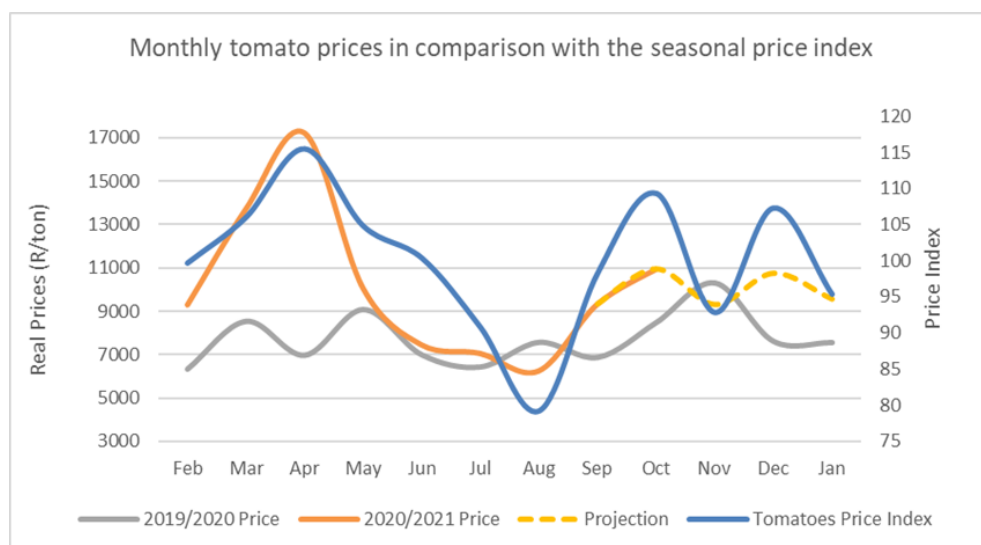
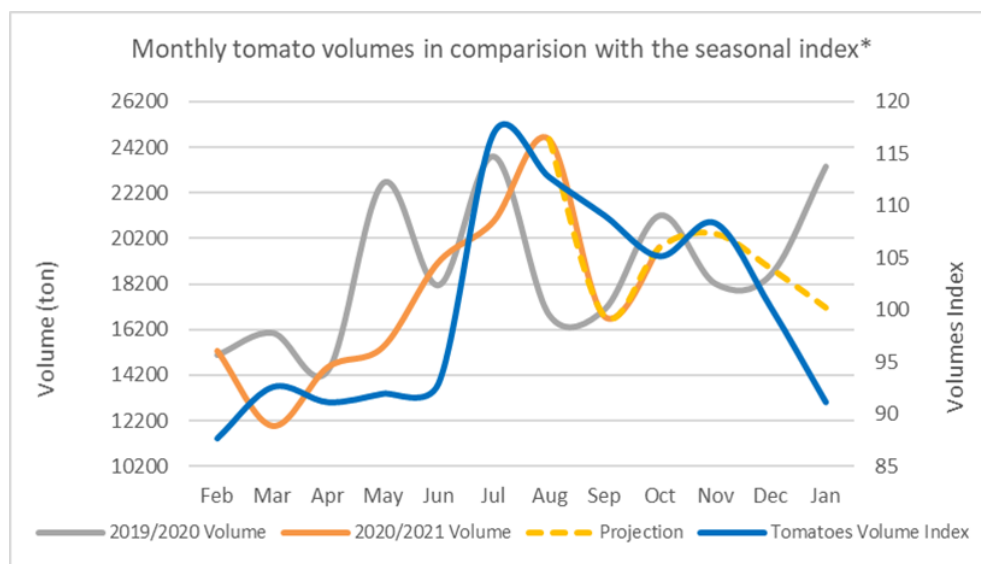
This week's tomato volume dropped by 11.9% compared to the previous weeks increase of 25.2%. The month-on-month volume this week decreased by 17.7% against the previous weeks increase of 16.9%. The price this week increased by 23.1% in comparison to the previous weeks strong drop of 41.3%. This week's month on month price decreased by 12.7% against a strong decrease of 44.5% the previous week.

### Local Market

#### Weekly Tomato Volumes and Prices

	Volume (ton)	Price (R/ton)
Week ended 26 November	4,942	R5,477
w/w	-11.9%	23.1%
m/m	-17.7%	-12.7%
y/y	-3.3%	-19.0%

### Outlook



\*Jan 2000 - Oct 2021