



# Fresh produce market trends

Retail and Business Banking



## Sufficient supply but rains affect quality

Cabbage supply has been strong with prices lowering due to the higher volumes. The increase of cabbage volumes is due to concern that with all the rain, cabbage may rot if left on the fields, hence the strong harvest. The price for a bag of cabbage sold between R25 to R30 with market stakeholders noting strong demand. Carrots sold at an average of R2.46 per 1 kg. Onions sold for an average of R3.09 per 1 kg. Large/medium potatoes sold for an average of R42.16 per 10 kgs. The potato price is expected to rise slightly during this festive season due to higher consumer demand. Tomatoes, in turn, sold between R10 to R12 per 1 kg, selling up to R20 per 1 kg toward the end of the week. Small tomatoes sold between R50 to R70 per 1 kg. Market stakeholders note that tomato quality has deteriorated due to the excess rains. Tomatoes are being sourced from Limpopo and recently also from the Western Cape. Demand for tomatoes is reportedly strong and expected to keep the momentum through the festive season.

Kindly note that this will be the last Fresh Produce report for 2021 and we will resume in the week of 17 January 2022. Wishing you a safe and joyful season.

Retail and Business Banking  
AgriBusiness  
6 December 2021

**Abrie Rautenbach**  
+27 11 350 3327  
Abrie.Rautenbach@absa.africa

**Olga de Freitas**  
+27 11 846 1569  
Olga.defreitas@absa.africa

<https://www.absa.co.za/business/sector-solutions/agribusiness/agri-smart-insights/>

Accessor

# Fresh Produce Market Report

## Cabbage: Market Trends

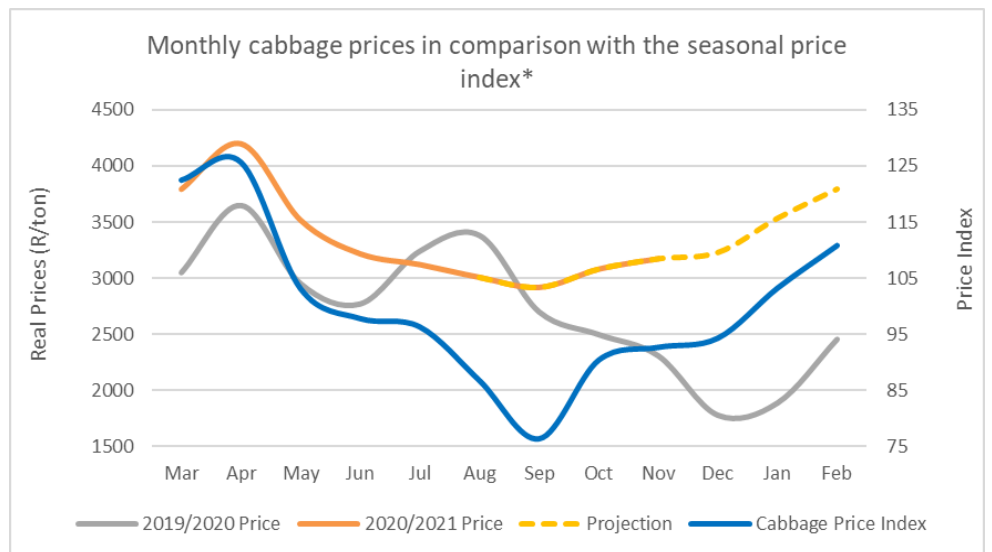
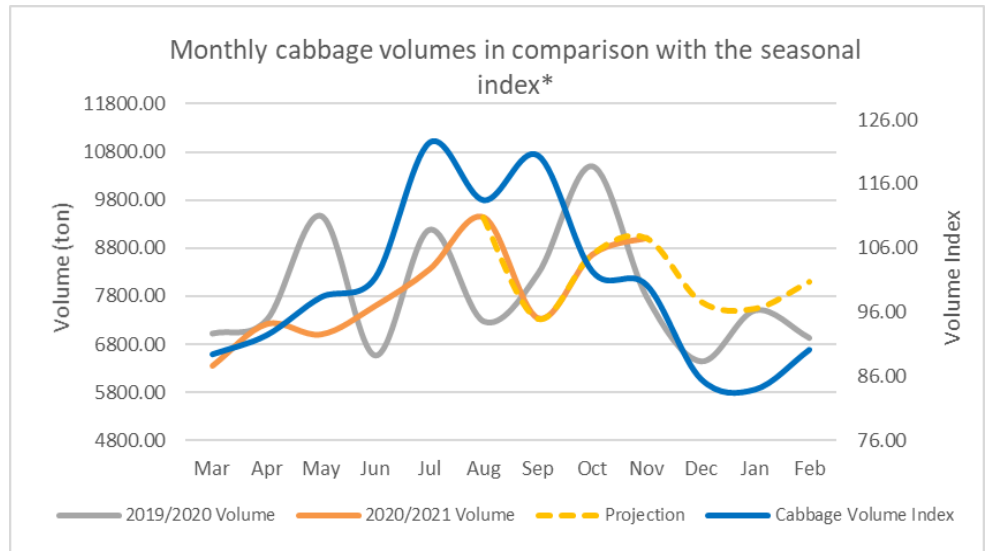
The cabbage volume this week has dropped by a slight 2.1% compared to the previous week's increase of 20.7%. This week's month on month volume increased slightly by 3.8% against the previous week's decrease of 18.1%. The price this week decreased by 7.5% in comparison to the previous weeks decrease of 3.4%. The month-on-month price this week decreased by 17.1% compared to the previous weeks increase of 5.7%.

### Local Market

#### Weekly Cabbage Volumes and Prices

	Volume (ton)	Price (R/ton)
Week ended 3 December	1,365	R2,168
w/w	-2.1%	-7.5%
m/m	3.8%	-17.1%
y/y	-26.6%	16.6%

### Outlook



\*Jan 2000 - Oct 2021

## Carrot: Market Trends

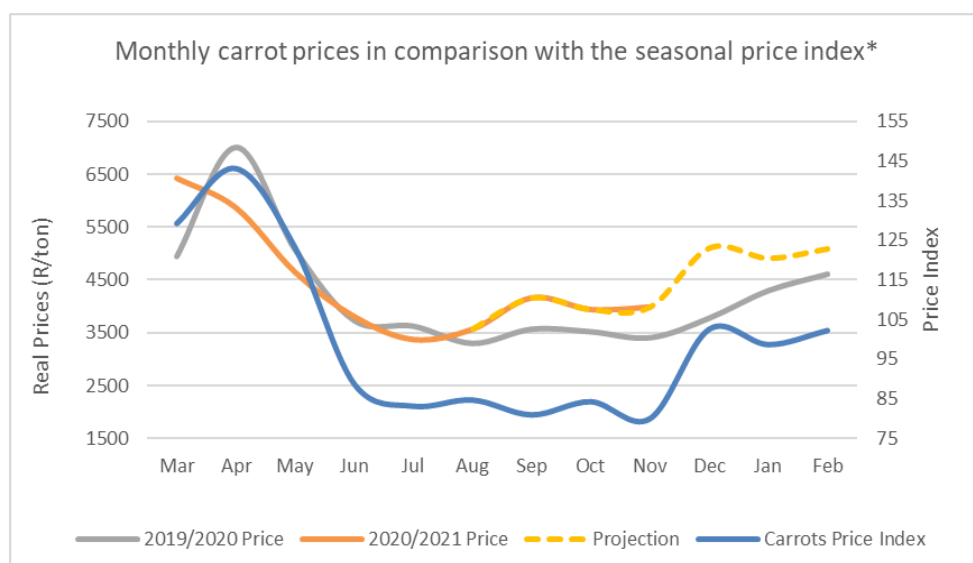
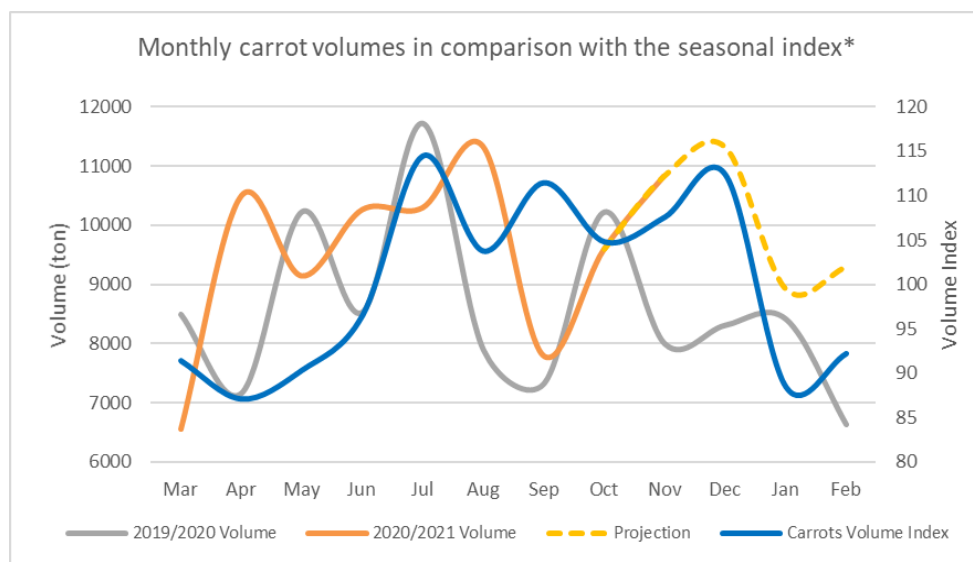
This week's carrot volume has dropped by a very slight 0.1% compared to the previous weeks increase of 16.4%. The month-on-month volume this week increased by a slight 2.8% against the previous weeks decrease of 12.2%. The carrot price this week dropped by 3.2% compared to the previous weeks very slight drop of 0.8%. The month-on-month price this week decreased by 11.1% in comparison to the previous weeks increase of 15.4%.

### Local Market

#### Weekly Carrot Volumes and Prices

	Volume (ton)	Price (R/ton)
Week ended 3 December	2,546	R2,332
w/w	-0.1%	-3.2%
m/m	2.8%	-11.1%
y/y	30.5%	-21.5%

### Outlook



\*Jan 2000 - Oct 2021

## Onion: Market Trends

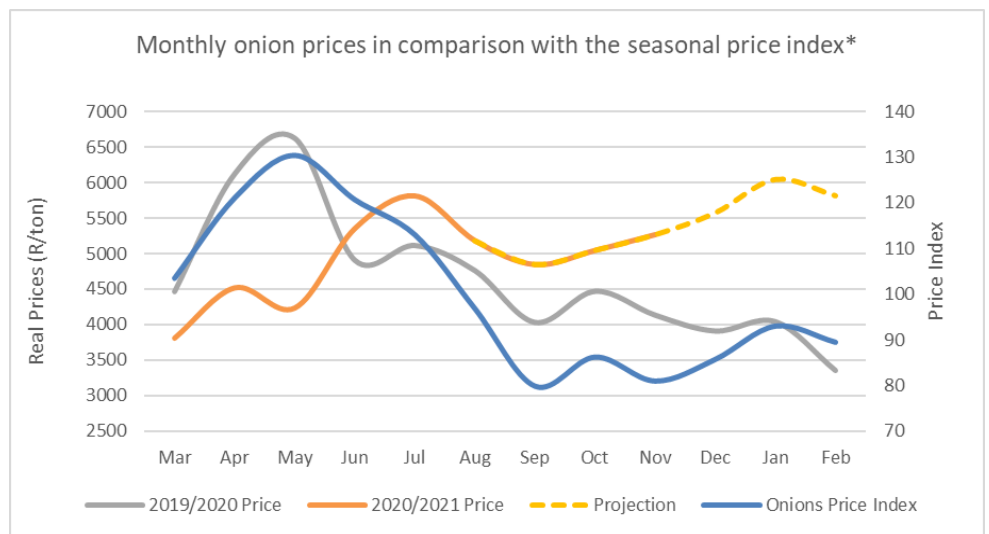
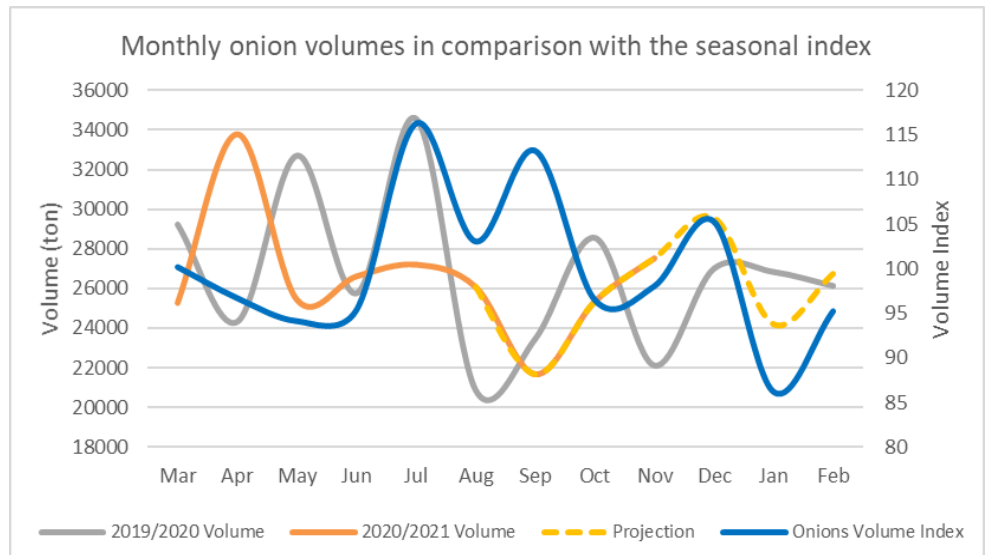
This week's onion volume increased by 23.1% compared to the previous weeks increase of 27.6%. This week's month on month volume increased by 15.6% against the previous weeks decrease of 11.5%. The price this week decreased by a very slight 1.8% compared to the previous weeks also very slight decrease of 0.4%. This week's month on month price increased by 5% in comparison to the previous weeks increase of 16.2%.

### Local Market

#### Weekly Onion Volumes and Prices

	Volume (ton)	Price (/ton)
Week ended 3 December	7,720	R3,094
w/w	23.1%	-1.8%
m/m	15.6%	5.0%
y/y	10.9%	-18.2%

### Outlook



\*Jan 2000 - Oct 2021

## Potato: Market Trends

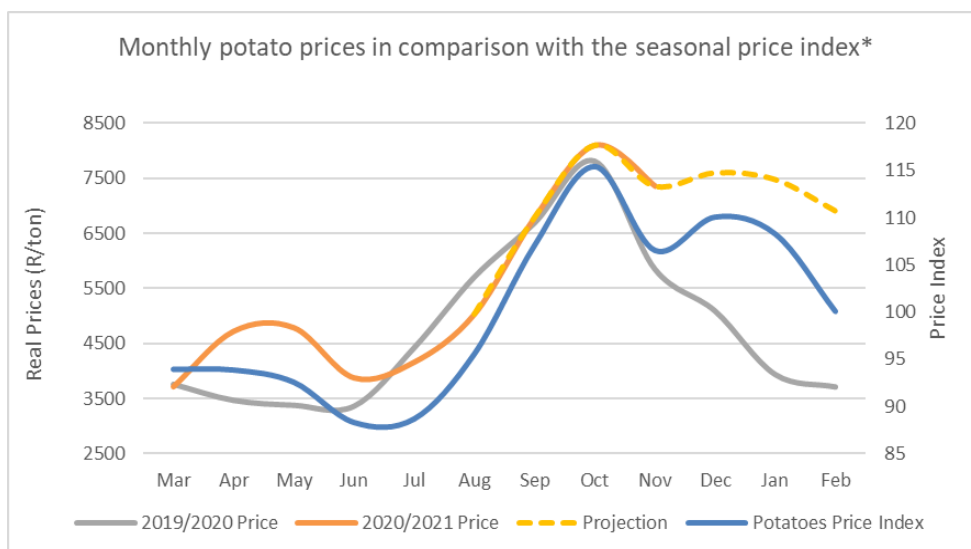
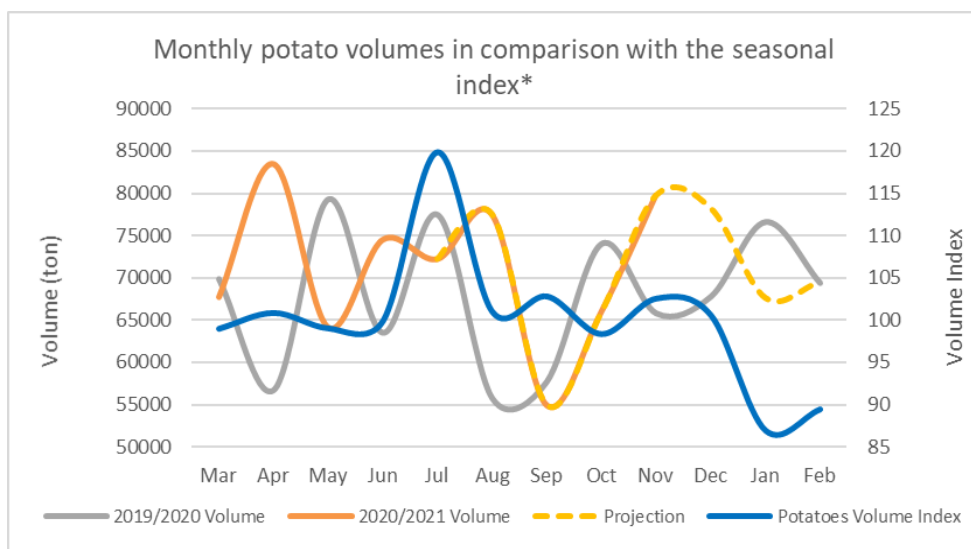
This week's potato volume increased by 21.9% compared to the previous weeks decrease of 5.8%. This week's month on month volume increased by 15.9% against the previous weeks decrease of 12.7%. The price this week dropped by 9% in comparison to a strong increase the previous week of 49.4%. This week's month on month price decreased by 17.7% compared to the previous weeks decrease of 14.8%.

### Local Market

#### Weekly Potato Volumes and Prices

	Volume (ton)	Price (R/ton)
Week ended 3 December	18,754	R4,034
w/w	21.9%	-9.0%
m/m	15.9%	-17.7%
y/y	10.6%	-27.2%

### Outlook



\*Jan 2000 - Oct 2021

## Tomato: Market Trends

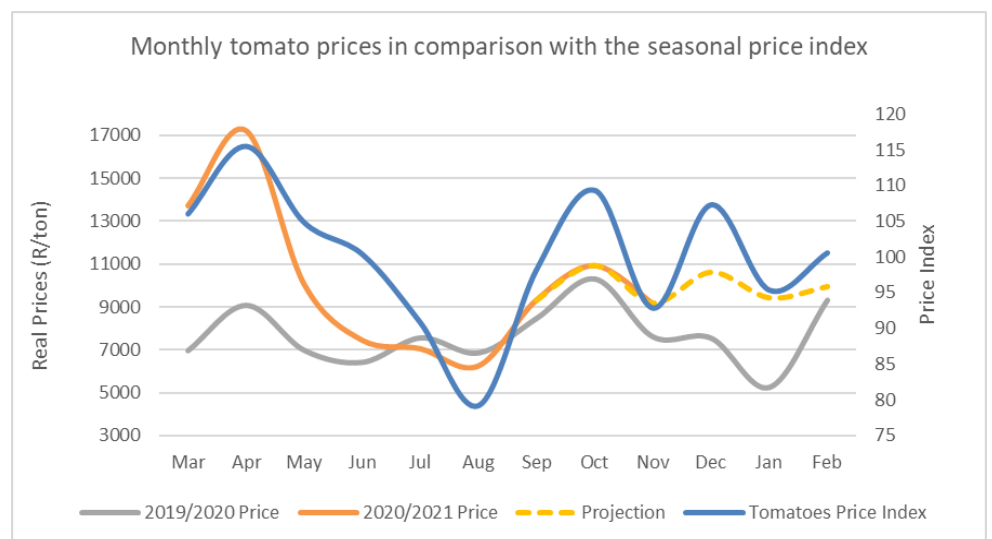
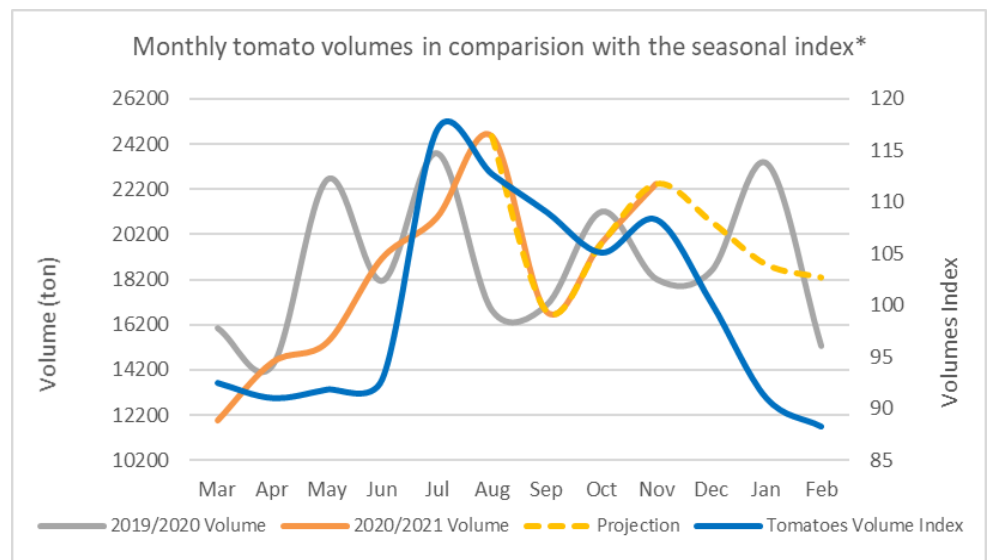
The tomato volume this week dropped by 21% against the previous week's decrease of 11.9%. This week's month on month volume decreased by 11.9% compared to the previous week's decrease of 17.7%. The price this week increased by 35.4% in comparison to the previous week's increase of 23.1%. The price year on year this week increased by a strong 58.1% against the previous week's decrease of 19%.

### Local Market

#### Weekly Tomato Volumes and Prices

	Volume (ton)	Price (R/ton)
Week ended 3 December	3,905	R7,413
w/w	-21.0%	35.4%
m/m	-11.9%	3.8%
y/y	-33.2%	58.1%

### Outlook



\*Jan 2000 - Oct 2021