

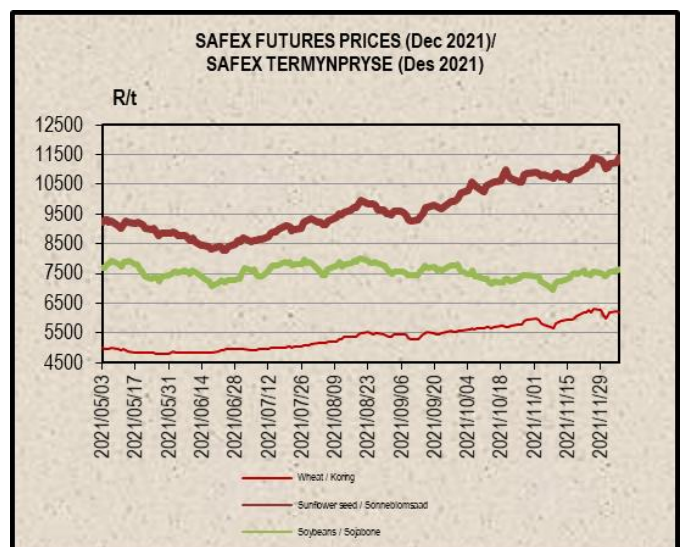
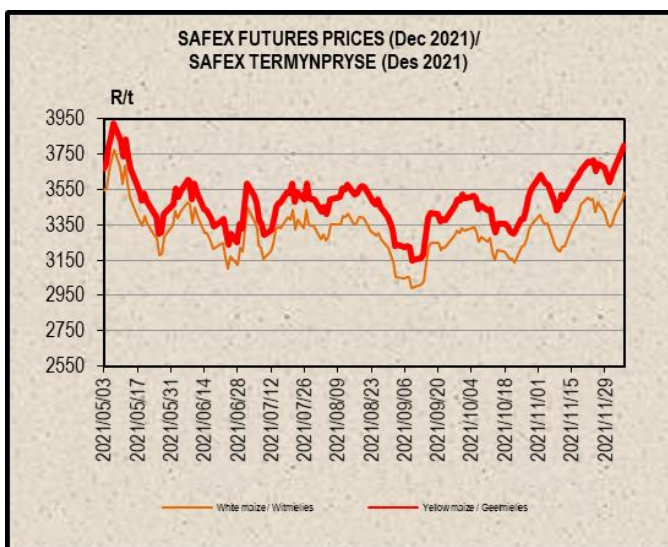
## SAGIS WEEKLY BULLETIN / SAGIS WEEKLIKSE BULLETIN

<b>1. PRODUCER DELIVERIES:</b>	<b>1. PRODUSENTELEWERINGS:</b>
<a href="http://www.sagis.org.za/weekly_prod_deliveries.html">http://www.sagis.org.za/weekly_prod_deliveries.html</a>	
<b>2. IMPORTS, EXPORTS &amp; MAIZE INTENTIONS:</b>	<b>2. INVOERE, UITVOERE &amp; MIELIE INTENSIES:</b>
<a href="http://www.sagis.org.za/weekly_imp-exp.html">http://www.sagis.org.za/weekly_imp-exp.html</a>	

### 3. DOMESTIC PRICES PER SAFEX (R/t)(a)

### 3. PLAASLIKE PRYSE VOLGENS SAFEX (R/t)(a)

Commodity	Future Prices / Termynpryse (2021/12/07) R/ton					Kommoditeit
	Dec-21	Mar-22	May-22	Jul-22	Sep-22	
White maize	3 531,00	3 534,00	3 425,00	3 431,00	3 473,00	Witmielies
Yellow maize	3 800,00	3 787,00	3 588,00	3 580,00	3 624,00	Geelmielies
Wheat	6 192,00	6 280,00	6 314,00	6 334,00	6 223,00	Koring
Sunflower	11 400,00	10 841,00	9 541,00	9 583,00	9 648,00	Sonneblom
Soybeans	7 630,00	7 634,00	7 540,00	7 620,00	7 693,00	Sojabone
Sorghum	4 230,00	n/a	n/a	n/a	n/a	Sorghum



4. IMPORT TARIFF ON MAIZE & WHEAT (b)(c)

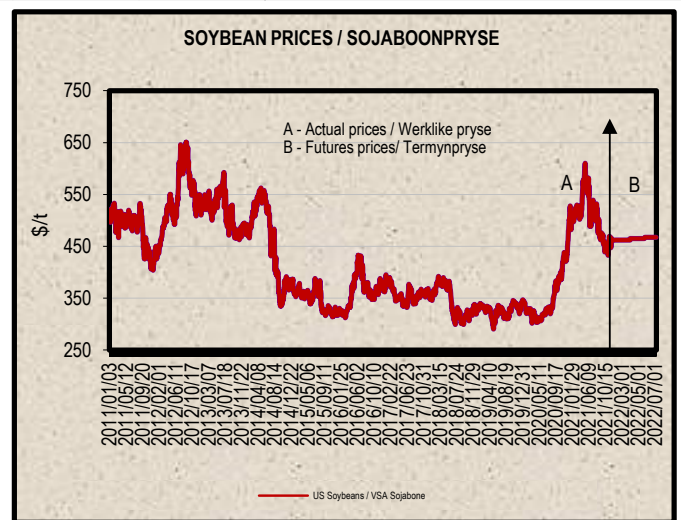
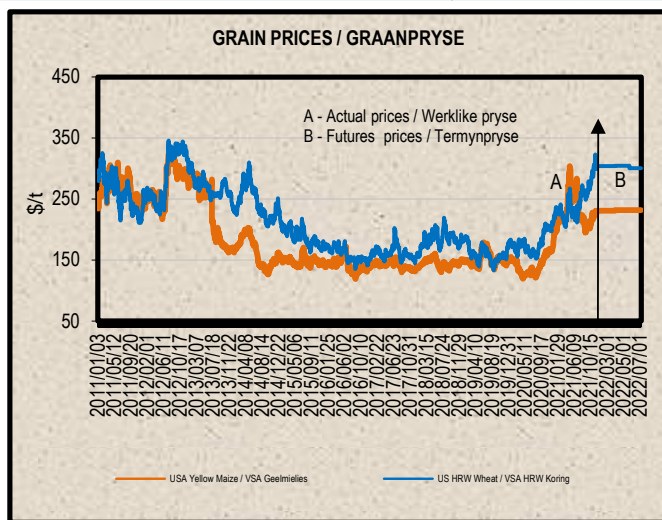
4. INVOERTARIEF OP MIELIES & KORING (b)(c)\*

[http://www.sagis.org.za/import\\_tariffs.html](http://www.sagis.org.za/import_tariffs.html)

5. PRICES – INTERNATIONAL (US\$/t)

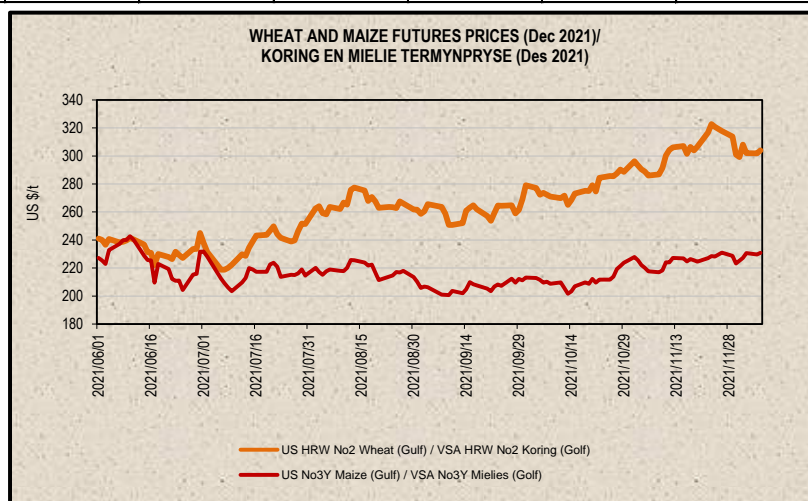
5. PRYSE - INTERNASIONAAL (VSA\$/t)

FOB (US\$/t)	Export Quotations/ Uitvoerkwotasie (b)(f)(g)				VAB (VSA\$/t)
	2021/12/07	2021/11/30	2021/11/23	2021/11/16	
US No 2 HRW Wheat (Gulf)	381,00	376,00	398,00	377,00	VSA No 2 HRW Koring (Golf)
US DNS Wheat 14% PNW	443,00	432,00	440,00	437,00	VSA DNS Koring 14% PNW
Argentine Wheat (Up River)	320,00	316,00	314,00	308,00	Argentynse Koring (Up River)
EC (France) Wheat (grade 1)	334,00	329,00	353,00	339,00	EU (Frankryk) Koring (graad 1)
EC (Germany) B Quality Wheat	341,00	340,00	356,00	337,00	EU (Duitsland) B Kwaliteit Koring
Russia Milling 12.5%	340,00	341,00	345,00	340,00	Swart See Maalkoring
US No 3Y Maize (Gulf)	268,00	261,00	266,00	263,00	VSA No3Y Mielies (Golf)
Argentine Maize (Up River)	255,00	250,00	254,00	251,00	Argentynse Mielies (Up River)
US Sorghum (Gulf)	315,00	306,00	311,00	304,00	VSA Sorghum (Golf)
Argentine Sorghum (Up River)	235,00	235,00	230,00	235,00	Argentynse Sorghum (Up River)
US Soybeans (Gulf)	499,00	485,00	505,00	494,00	VSA Sojabone (Gulf)
Argentine Soybeans (Up River)	548,00	535,00	554,00	546,00	Argentynse Sojabone (Up River)
Canadian Canola	876,00	837,00	877,00	880,00	Kanadese Canola
Argentine Groundnuts Runners 40/50	1470,00	1470,00	1470,00	1470,00	Argentynse Grondbone 40/50 Runners
US Groundnuts Runners 40/50 shelled	1505,00	1505,00	1499,00	1499,00	VSA Grondbone 40/50 Runners uitgedop
Australian Malting Barley (Commander Malt)	292,00	293,00	301,00	298,00	Australiese Moutgars (Commander Mout)



Futures prices (US\$/t) / Termynpryse (VSA\$/t) (d)(e) (2021/12/07)

Commodity	Dec-21	Mar-22	May-22	Jul-22	Sep-22	Dec-22	Kommoditeit
US No3 Yellow maize	230,78	230,70	231,64	231,64	222,59	218,49	VSA No3 Geelmielies
US No2 HRW wheat	303,94	304,01	304,38	300,63	301,30	303,28	VSA No2 HRW koring
US Soybeans	n/a	462,31	464,95	467,45	457,24	n/a	VSA Sojabone



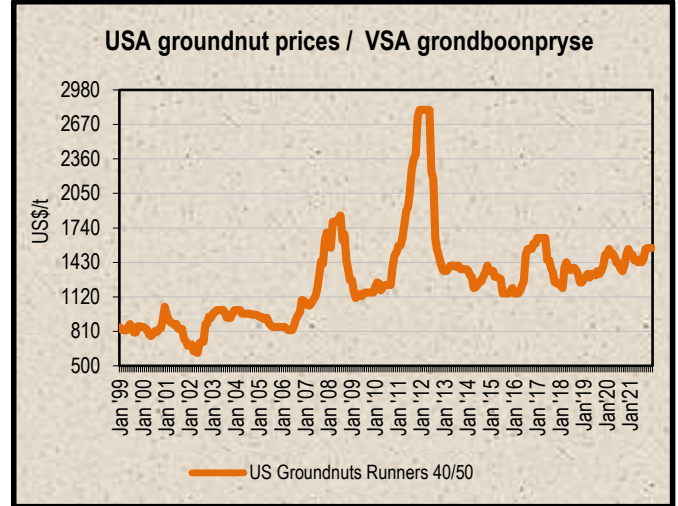
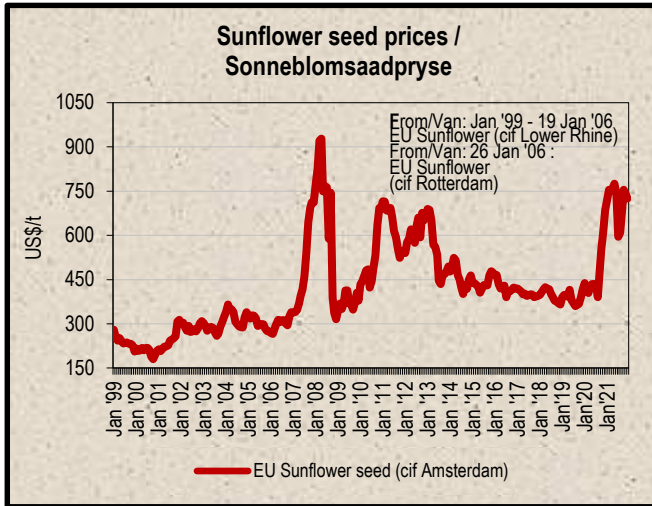
**6. LOWEST REPRESENTATIVE ASKING PRICES**  
(US\$/t)(f)(g)(Prices of previous week)

**6. LAAGSTE VERTEENWOORDIGENDE PRYSE GEVRA**  
(Pryse van vorige week)(VSA\$/t)(f)(g)

US\$/t	2021/12/02	2021/11/25	Change/ Verandering	VSA\$/t
Soybeans, USA, c.i.f. Rotterdam	551	558	-1,3%	Sojabone, VSA, k.a.v. Rotterdam
Groundnuts, USA Runners 40/50*	1560	1560	0,0%	Grondbone, VSA Runners 40/50*
Groundnuts, Argentine Runners 40/50*	1550	1550	0,0%	Grondbone, Argentynse Runners 40/50*
Sunflower seed, EU c.i.f. Amsterdam	725	740	-2,0%	Sonneblomsaad, EU k.a.v. Amsterdam
Sunflower seed, fob Black Sea	670	690	-2,9%	Sonneblomsaad, Swart See
Sunflower-oil, EU (fob) N.W. Europe	1410	1485	-5,1%	Sonneblom-olie, EU (vab) N.W. Eur.
Rapeseed, Europe, 00, c.i.f. Hamburg	761	781	-2,6%	Raapsaad, Europa, 00, k.a.v. Hamburg

\* Shelled, c.i.f. Rotterdam

\* Uitgedop k a v Rotterdam



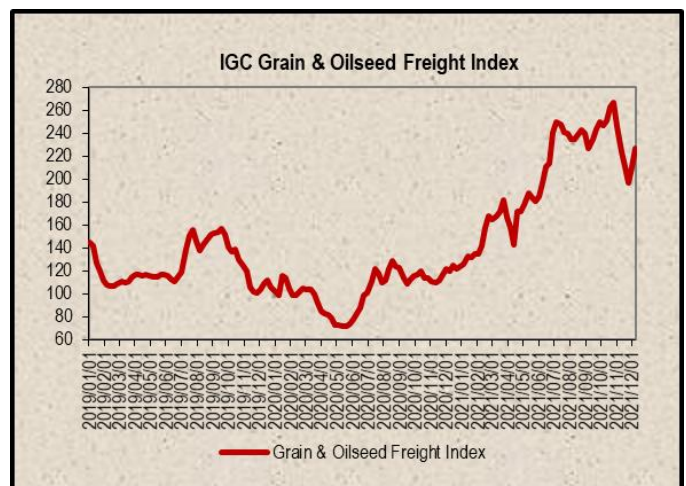
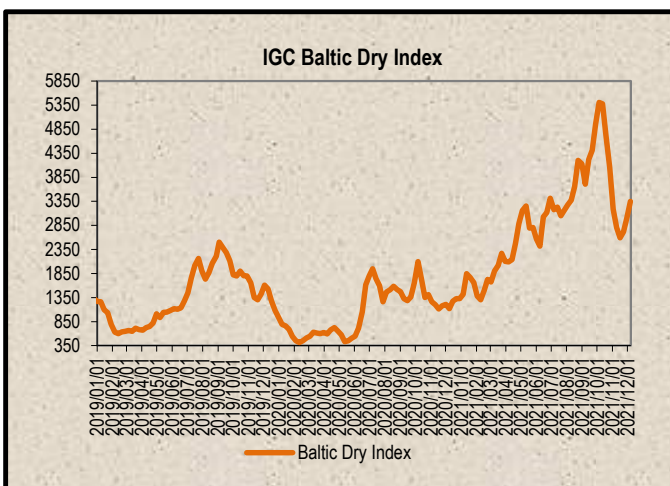
**7. IGC FREIGHT INDICES (b) \***

**7. IGC VRAG INDEKSE (b) \***

IGC FREIGHT INDICES / IGC VRAG INDEKSE							
	2021/11/02	2021/11/09	2021/11/16	2021/11/23	2021/11/30	2021/12/07	
Baltic Dry Index	3187	2805	2591	2715	3018	3352	Graan & Oliesade Vrag Indeks*
Grain & Oilseeds Freight Index*	246	224	211	197	211	227	Baltiese Droë Indeks

\* IGC's Grain & Oilseeds Freight Index (GOFI) - covers 68 routes. The first week of January 2013 is taken as the index base of 100.

\* IGC se Graan & Oliesade Vrag Indeks (GOVI) - verteenwoordig 68 roetes. Die eerste week van Januarie 2013 word gebruik as die indeks basis van 100.



8. IMPORT PARITY PRICES – SUMMER GRAINS (b)(c)

8. INVOERPARITEITPRYSE - SOMERGRANE (b)(c)

INVOERPARITEITPRYSE VAN SOMERGRANE (BTW UITGESLT) SOOS OP				2021/12/07		IMPORT PARITY PRICES OF SUMMER GRAINS (VAT EXCL) AS ON		
ITEM	Nota/ Note	Mielies/Maize	Mielies/Maize	Sorghum	Sorghum	Sorghum	ITEM	
		VSA/ USA Golf/Gulf (no.3Y) \$/t	Argentynse/ Argentine Up River \$/t	VSA/ USA Golf/Gulf \$/t	Argentynse/ Argentine Up River \$/t	Australiese/ Australian Brisbane \$/t		
Internasionale VAB pryse	a	268,00	255,00	315,00	235,00	262,00	International FOB prices	
Vraggeld	b	55,00	53,00	55,00	53,00	44,00	Freight Rates	
Assuransie (0.3% van VAB)		0,80	0,77	0,95	0,71	0,79	Insurance (0.3% of FOB)	
1 KOSTE, ASSURANSIE EN VRAG (KAV) \$/T		323,80	308,77	370,95	288,71	306,79	1 COST, INSURANCE AND FREIGHT (CIF) \$/T	
<i>Omskakel na R/t</i>							<i>Converted to R/t</i>	
R/\$ Wisselkoers op: 2021/12/07	c	15,9067	15,9067	15,9067	15,9067	15,9067	R/\$ Exchange rate on: 2021/12/07	
2 KOSTE, ASSURANSIE EN VRAG (KAV) R/t		5150,59	4911,51	5900,59	4592,42	4880,02	2 COST, INSURANCE AND FREIGHT (CIF) R/t	
Finansieringskoste	d	30,69	29,27	35,16	27,37	29,08	Financing cost	
3 KOSTE, ASSURANSIE, VRAG EN FINANSIERING R/t		5181,28	4940,78	5935,75	4619,79	4909,10	3 COST, INSURANCE, FREIGHT AND FINANCING R/t	
Aflaaiikoste:	e, f						Discharging cost:	
- Kaapstad		216,77	216,77	n/a	n/a	n/a	- Cape Town	
- Durban		204,95	204,95	204,95	204,95	204,95	- Durban	
Invoertarif	g	0,00	0,00	150,32	112,14	125,03	Import Tariff	
4 VRY OP SPOOR (VOS) R/t							4 FREE ON RAIL (FOR) R/t	
- Kaapstad		5398,05	5157,55	n/a	n/a	n/a	- Cape Town	
- Durban		5386,23	5145,73	6086,07	4731,93	5034,13	- Durban	
Spoorvragkoste	h						Railage cost	
- Durban na Randfontein		239,70	239,70	239,70	239,70	239,70	- Durban to Randfontein	
<b>5 GELEWER:</b>							<b>5 DELIVERED:</b>	
- Durban na Randfontein R/ton		<b>5625,93</b>	<b>5385,43</b>	<b>6325,77</b>	<b>4971,63</b>	<b>5273,83</b>	- Durban to Randfontein R/ton	

Notas/Notes:

a Bron van pryse en vraggeld : IGC GMI  
Source of prices and freight rates: IGC GMI

2021/12/07

Termyn / Term	US\$/ton (VAB/FOB)	Vraggeld/Freight Rate:	US\$/ton
Des/Dec 2021	268,00	US Golf / Gulf	55,00
Dec/Des 2021	255,00	Argentynië / Argentina	53,00
Dec/Des 2021	315,00	Australië/Australia (Fremantle)	44,00
Dec/Des 2021	235,00		
Dec/Des 2021	262,00		

Mielies/Maize: VSA/USA (Golf/Gulf No.3Y)  
Mielies/Maize: Argentynië/Argentina (Up River)  
Sorghum: VSA/USA (Golf / Gulf Milo)  
Sorghum: Argentynië/Argentina (Up River)  
Sorghum: Australië/Australia (Brisbane)

b Vraggeld: bereken vir vragte van +/- 20 000 - 30 000t / Freight rates: calculated for freights of +/- 20 000 - 30 000t

c Reserwebank / Reserve Bank

d Finansieringskoste: 30 000t @ KAV @ primakoers vir 30 dae. Bron/Source: SARB 7,25% 2021/11/19  
Financing cost: 30 000t @ CIF @ prime rate for 30 days.

	Mielies/Maize:	Sorghum
Kaapstad / Cape Town:	216,77	n/a
Durban:	204,95	204,95

e Aflaaiikoste / Discharging costs (R/ton):

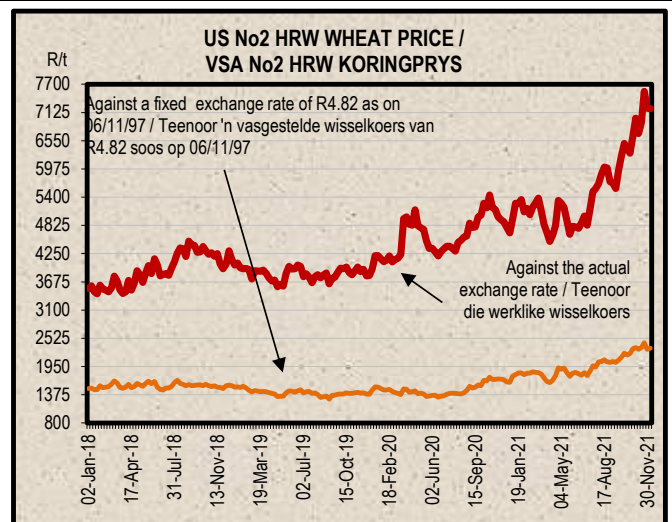
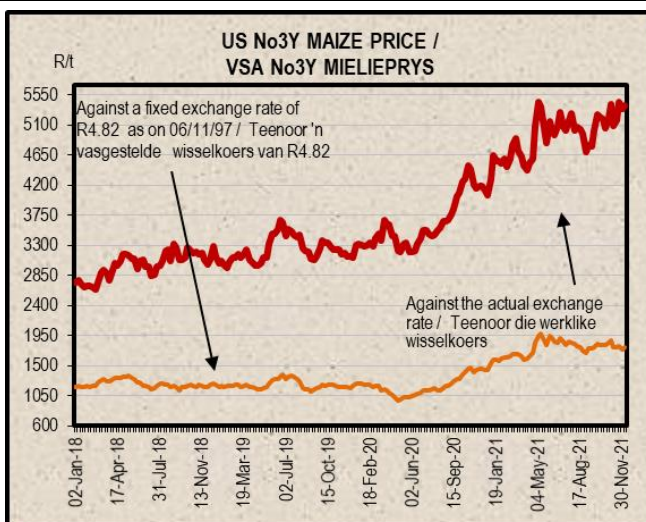
Bron / Source: Mainport Africa Shipping

f Ingesluit: Kaaielde, hantering, kaaitoesig, agente/dokumentasie, logistiek & opnames (inspeksie van skeepsvrag) / Included: Wharfage, handling, wharf supervision, agent/documentation, logistic & survey (inspection of shipload).  
Uitgesluit: Gesondheidsinspeksie-, skeepagentskapfooi, strooktoetsingsfooi vir GMO, obergingskoste asook BTW en invoerbelasting / Excluded: Health inspection fee, Ship agency fee, strip testing fees for GMO, storage costs as well as VAT and import duty.  
N.B: Slegs 'n aanduiding, aangesien koste van opname beding kan word / N.B: Indication only, as cost of survey can be negotiated.

g Invoertarif / Import Tariff:

Mielies/Maize = Vry / Free  
Sorghum = 3% op VAB / on FOB

h Neem asb: kennis van die verandering in Spoornet se standaard spoorvrag op 1 April 2021, na R239.70. Geldig tot 30 Sep 2021, daarna 4.1% styging tot 31 Mrt 2022.  
Please note the change in Spoornet's standard railage cost on 1 April 2021 to R239.70. Valid until 30 Sep 2021, thereafter 4.1% increase until 31 Mar 2022.



9. IMPORT PARITY PRICES – WINTER CEREALS (b)(c)

9. INVOERPARITEITPRYSSE - WINTERGRANE (b)(c)

INVOERPARITEITPRYSSE VAN WINTERGRANE (BTW UITGESLT) SOOS OP		2021/12/07				IMPORT PARITY PRICES OF WINTER CEREALS (VAT EXCL) AS ON		
ITEM	Nota/ Note	Koring/Wheat	Koring/Wheat	Koring/Wheat	Koring/Wheat	Koring/Wheat	Gars/Barley	ITEM
		VSA/ USA Golf/Gulf	VSA/ USA PNW	Argentynse/ Argentine Up River	EU Duitsland/ Germany Hamburg B kwaliteit/ quality	Russies/ Russian Black Sea	Australiese/ Australian Adelaide	
		HRW	DNS	Trigo Pan		12,50%	Mout/Malting	
		\$/t	\$/t	\$/t	\$/t	\$/t	\$/t	
Internasionale VAB pryse	a	381,00	443,00	320,00	341,00	340,00	292,00	International FOB prices
Vraggeld	b	55,00	55,00	53,00	50,00	62,00	45,00	Freight Rates
Assuransie (0.3% van VAB)		1,14	1,33	0,96	1,02	1,02	0,88	Insurance (0.3% of FOB)
1 KOSTE, ASSURANSIE EN VRAG (KAV) \$/T		437,14	499,33	373,96	392,02	403,02	337,88	1 COST, INSURANCE AND FREIGHT (CIF) \$/T
<i>Omskakel na R/t</i>								<i>Converted to R/t</i>
R/\$ Wisselkoers op: 2021/12/07	c	15,9067	15,9067	15,9067	15,9067	15,9067	15,9067	R/\$ Exchange rate on: 2021/12/07
2 KOSTE, ASSURANSIE EN VRAG (KAV) R/t		6953,45	7942,69	5948,47	6235,74	6410,72	5374,56	2 COST, INSURANCE AND FREIGHT (CIF) R/t
Finansieringskoste	d	41,43	47,33	35,45	37,16	38,20	32,03	Financing cost
3 KOSTE, ASSURANSIE, VRAG EN FINANSIERING R/t		6994,88	7990,02	5983,92	6272,90	6448,92	5406,59	3 COST, INSURANCE, FREIGHT AND FINANCING R/t
Aflaai-koste	e, f							Discharging cost
3.1 Kaapstad (Hoofsaaklik kaaihyskraan metode)		216,77	216,77	216,77	216,77	216,77	216,77	3.1 Cape Town (Mainly shore cranes method)
3.2 Durban (Hoofsaaklik suig-in-silo metode)		204,95	204,95	204,95	204,95	204,95	204,95	3.2 Durban (Mainly suction into silo method)
Invoertarif	g	0,00	0,00	0,00	0,00	0,00	0,00	Import Tariff
4 VRY OP SPOOR (VOS) R/t								4 FREE ON RAIL (FOR) R/t
4.1 Kaapstadhawe		7211,65	8206,79	6200,69	6489,67	6665,69	5623,36	4.1 Cape Town Harbour
4.2 Durbanhawe		7199,83	8194,97	6188,87	6477,85	6653,87	5611,54	4.2 Durban Harbour
Spoorvragkoste	h							Railage cost
- Kaapstad na Paarl		96,81	96,81	96,81	96,81	96,81	n/a	- Cape Town to Paarl
- Durban na Randfontein		239,70	239,70	239,70	239,70	239,70	239,70	- Durban to Randfontein
<b>5 GELEWER:</b>								<b>5 DELIVERED:</b>
- Kaapstad na Paarl R/ton		7308,46	8303,60	6297,50	6586,48	6762,50	n/a	- Cape Town to Paarl R/ton
- Durban na Randfontein R/ton		7439,53	8434,67	6428,57	6717,55	6893,57	5851,24	- Durban to Randfontein R/ton

Notas/Notes:

2021/12/07

- a Bron van pryse en vraggeld : IGC GMI  
Source of prices and freight rates: IGC GMI

Koring/Wheat: HRW No 2 (Hard Red Winter) Golf / Gulf  
Koring/Wheat: DNS 14% No 2 (Dark Northern Spring) PNW  
Koring/Wheat: Argentinië / Argentine (Up River) Trigo Pan  
Koring/Wheat: EU (Duitsland / Germany) B kwaliteit / quality  
Koring/Wheat: Russian Milling 12.5%  
Gars/Barley: Australiese moutgars/Australian malting barley (Adelaide)

Termyn / Term	VAB/FOB		Vraggeld / Freight Rate:	US\$/ton	Gars/Barley = US\$ + 1
	US\$/ton				
Des/Dec 2021	381,00	VSA/USA (Golf / Gulf)	55,00		
Des/Dec 2021	443,00	Argentinië / Argentina (Upriver)	53,00		
Des/Dec 2021	320,00	EU (Rouen)	50,00		51,00
Des/Dec 2021	341,00	Australië / Australia (Kwinana)	44,00		45,00
Des/Dec 2021	340,00	Rusland/Russia (Novorossiysk)	62,00		
Des/Dec 2021	292,00				

- b Vraggeld: bereken vir vragte van +/- 20 000 - 30 000t. / Freight rates: calculated for freights of +/- 20 000 - 30 000t.

- c Reserwebank / Reserve Bank

- d Finansieringskoste: 30 000t @ KAV @ primakoers vir 30 dae Bron/Source: SARB 7,25% 2021/11/19  
Financing cost: 30 000t @ CIF @ prime rate for 30 days.

- e Aflaai-koste / Discharging cost (R/ton):  
Bron / Source: Mainport Africa Shipping

	Koring/Wheat	Gars/Barley:
Kaapstad /	216,77	216,77
Durban:	204,95	204,95

- f Ingesluit: Kaaigelde, hantering, kaaitoesig, agente/dokumentasie, logistiek & opnames (inspeksie van skeepsvrag).

Included: Wharfage, handling, wharf supervision, agent/documentation, logistic & survey (inspection of shipload).

Uitgesluit: Gesondheidsinspeksie-, skeepagentskapfooi, strooktoetsingsfooi vir GMO, opbergingskoste asook BTW en invoerbelasting.

Excluded: Health inspection fee, Ship agency fee, strip testing fees for GMO, storage costs as well as VAT and import duty.

N.B: Slegs 'n aanduiding, aangesien koste van opname beding kan word / N.B: Indication only, as cost of survey can be negotiated.

- g Invoertarif / Import Tariff:

Koring/Wheat = Vry/Free

Gars/Barley = Vry/Free

- h Neem asb. kennis van verandering in Spoorwet se standaard spoorvrag op 1 April 2021 soos volg:

Kaapstad na Paarl R96.81 en Durban na Randfontein R239.70. Geldig tot 30 Sep 2021, daarna 4.1% styging tot 31 Mrt 2022.

Please note the change on 1 April 2021, in Spoorwet's standard railage cost as follows:

Cape Town to Paarl R96.81 and Durban to Randfontein R239.70. Valid until 30 Sep 2021, thereafter 4.1% increase until 31 Mar 2022.

10. IMPORT PARITY PRICES – OIL SEEDS (b)(c)(f)(g)

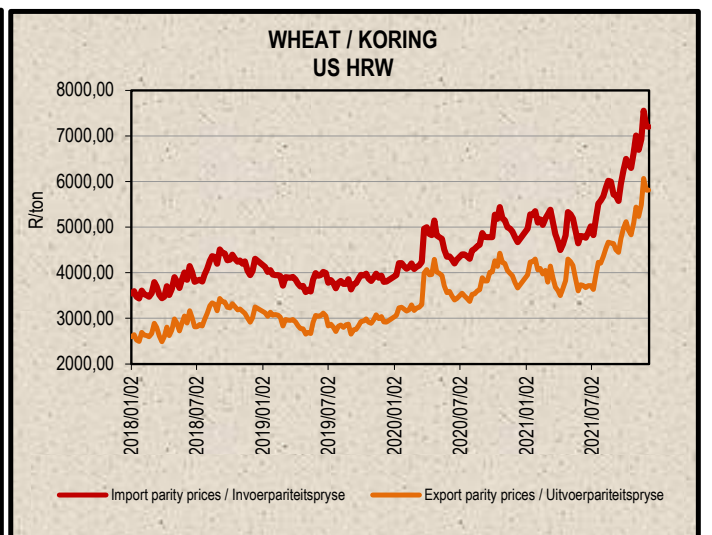
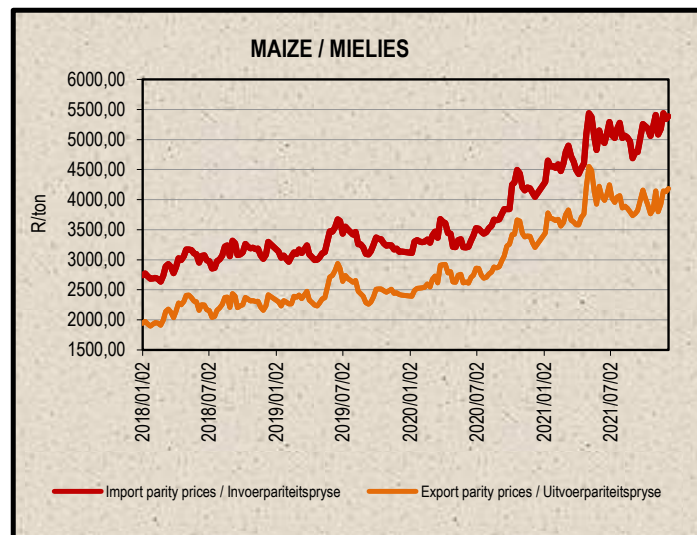
10. INVOERPARITEITPRYSE - OLIESADE (b)(c)(f)(g)

INVOERPARITEITPRYSE VAN OLIESADE (BTW UITGESLT) SOOS OP		2021/12/07								IMPORT PARITY PRICES OF OIL SEEDS (VAT EXCL) AS ON																																														
ITEM	Nota/ Note	Sojabone/ Soybeans	Sojabone/ Soybeans	Sojabone/ Soybeans	Sonneblom/ Sunflower	Sonneblom/ Sunflower	Canola	Grondbone/ Groundnuts	Grondbone/ Groundnuts	ITEM																																														
		VSA/ USA Golf/Gulf	Argentynse/ Argentine Up River	Brazilië/ Brazil Paranagua	EU Franse/ French Bordeaux	Swart See / Black Sea	Kanadese/ Canadian Vancouver	Argentynse/ Argentine Raw Runners 40/50	VSA/ USA Raw Runners 40/50																																															
Internasionale VAB pryse Vruggeld Assuransie (0.3% van VAB) 1 KOSTE, ASSURANSIE EN VRAG (KAV) \$/T Omskakel na R/t R/\$ Wisselkoers op: 2021/12/07	a b c	\$/t 499,00 55,00 1,50 555,50	\$/t 548,00 53,00 1,64 602,64	\$/t 505,00 44,00 1,52 550,52	\$/t 718,00 50,00 2,15 770,15					International FOB prices Freight Rates Insurance (0.3% of FOB) 1 COST, INSURANCE AND FREIGHT (CIF) \$/T Converted to R/t R/\$ Exchange rate on: 2021/12/07																																														
2 KOSTE, ASSURANSIE EN VRAG (KAV) R/t										2 COST, INSURANCE AND FREIGHT (CIF) R/t																																														
3 KOSTE, ASSURANSIE, VRAG EN FINANSIERING R/t	d									3 COST, INSURANCE, FREIGHT AND FINANCING R/t																																														
4 VRY OP SPOOR (VOS) R/t: Durban	e, f g									4 FREE ON RAIL (FOR) R/t: Durban																																														
5 GELEWER: - Durban na Randfontein R/ton	h									5 DELIVERED: - Durban to Randfontein R/ton																																														
<p>Notas/Notes:</p> <p>a Bron van pryse en vruggeld / Source of prices and freight rates : IGC (GMI), Georgalos Peanut World &amp; Oilworld 2021/12/07</p> <table border="1"> <thead> <tr> <th>Termyn / Term</th> <th>US\$/ton (VAB/FOB)</th> <th>Vruggeld/Freight Rate:</th> <th>US\$/ton</th> </tr> </thead> <tbody> <tr> <td>Sojabone/Soybeans: VSA/USA (Golf/Gulf)</td> <td>Des/Dec 2021 499,00</td> <td>US Golf / Gulf</td> <td>55,00</td> </tr> <tr> <td>Sojabone/Soybeans: Argentinië/Argentina (Up River)</td> <td>Des/Dec 2021 548,00</td> <td>Argentinië / Argentina</td> <td>53,00</td> </tr> <tr> <td>Sojabone/Soybeans: Brazilië/Brazil (Paranagua)</td> <td>Des/Dec 2021 505,00</td> <td>Brazilië/Brazil (Santos)</td> <td>44,00</td> </tr> <tr> <td>Sonneblom/Sunflower: EU Frankryk/France (Bordeaux)</td> <td>Des/Dec 2021 718,00</td> <td>EU (Rouen)</td> <td>50,00</td> </tr> <tr> <td>Sonneblom/Sunflower: Swart See/Black Sea</td> <td>Des/Dec 2021 670,00</td> <td>Kanada/Canada (St Lawrence)</td> <td>61,00</td> </tr> <tr> <td>Canola: Kanada/Canada (Vancouver)</td> <td>Des/Dec 2021 876,00</td> <td>Rusland / Russia (Novorossiysk)</td> <td>62,00</td> </tr> <tr> <td>Grondbone/Groundnuts: Argentinië/Argentina (Raw Runner 40/50)</td> <td>Jan 2022 1470,00</td> <td>Grondbone/Groundnuts (ARG)</td> <td>80,00</td> </tr> <tr> <td>Grondbone/Groundnuts: VSA/USA (Runners 40/50)</td> <td>Des/Dec 2021 1505,00</td> <td></td> <td></td> </tr> </tbody> </table> <p>b Vruggeld: bereken vir vrage van +/- 20 000 - 30 000t. / Freight rates: calculated for freights of +/- 20 000 - 30 000t.</p> <p>c Reservebank / Reservebank</p> <p>d Finansieringskoste: 30 000t @ KAV @ primakoers vir 30 dae. Bron/Source: SARB 7,25% 2021/11/19 Financing cost: 30 000t @ CIF @ prime rate for 30 days.</p> <p>e Aflaaiikoste / Discharging costs (R/ton):</p> <table border="1"> <thead> <tr> <th></th> <th>Sojabone/ Soybeans</th> <th>Sonneblom/ Sunflower</th> <th>Canola</th> <th>Grondbone/ Groundnuts</th> </tr> </thead> <tbody> <tr> <td>Durban:</td> <td>204,95</td> <td>219,95</td> <td>204,95</td> <td>612,23</td> </tr> </tbody> </table> <p>f Aflaaiikoste / Discharging fees: Ingesluit: Kaaijeld, hantering, kaaitoesig, agente/dokumentasie, logistiek &amp; opnames (inspeksie van skeepsvrag) / Included: Wharfage, handling, wharf supervision, agent/documentation, logistic &amp; survey (inspection of shipload). Uitgesluit: Gesondheidsinspeksie-, skeepagentskapfooi, strooktoetsingsfooi vir GMO, opbergingskoste asook BTW en invoerbelasting / Excluded: Health inspection fee, Ship agency fee, strip testing fees for GMO, storage costs as well as VAT and import duty. N.B: Slegs 'n aanduiding, aangesien koste van opname beding kan word / N.B: Indication only, as cost of survey can be negotiated.</p> <p>g Invoertarif / Import Tariff: Sojabone/Soybeans = 8% op VAB / on FOB Sonneblom/Sunflower = Vry / Free Canola = 10% op VAB / on FOB Grondbone/Groundnuts = 10% op VAB / on FOB</p> <p>h Neem asb. kennis van die verandering in Spoorwet se standaard spoorvrag op 1 April 2021, na R239.70. Geldig tot 30 Sep 2021, daarna 4.1% styging tot 31 Mrt 202. Please note the change on 1 April 2021 in Spoorwet's standard railrage cost to R239.70. Valid until 30 Sep 2021, thereafter a 4.1% increase until 31 Mar 2022.</p> <p>i Kwotasies is k.a.v. pryse. VAB pryse dus berekende pryse (kav minus vruggeld) / Quotes are c.i.f. prices. FOB prices are therefore calculated prices (cif minus freight rates).</p>											Termyn / Term	US\$/ton (VAB/FOB)	Vruggeld/Freight Rate:	US\$/ton	Sojabone/Soybeans: VSA/USA (Golf/Gulf)	Des/Dec 2021 499,00	US Golf / Gulf	55,00	Sojabone/Soybeans: Argentinië/Argentina (Up River)	Des/Dec 2021 548,00	Argentinië / Argentina	53,00	Sojabone/Soybeans: Brazilië/Brazil (Paranagua)	Des/Dec 2021 505,00	Brazilië/Brazil (Santos)	44,00	Sonneblom/Sunflower: EU Frankryk/France (Bordeaux)	Des/Dec 2021 718,00	EU (Rouen)	50,00	Sonneblom/Sunflower: Swart See/Black Sea	Des/Dec 2021 670,00	Kanada/Canada (St Lawrence)	61,00	Canola: Kanada/Canada (Vancouver)	Des/Dec 2021 876,00	Rusland / Russia (Novorossiysk)	62,00	Grondbone/Groundnuts: Argentinië/Argentina (Raw Runner 40/50)	Jan 2022 1470,00	Grondbone/Groundnuts (ARG)	80,00	Grondbone/Groundnuts: VSA/USA (Runners 40/50)	Des/Dec 2021 1505,00				Sojabone/ Soybeans	Sonneblom/ Sunflower	Canola	Grondbone/ Groundnuts	Durban:	204,95	219,95	204,95	612,23
Termyn / Term	US\$/ton (VAB/FOB)	Vruggeld/Freight Rate:	US\$/ton																																																					
Sojabone/Soybeans: VSA/USA (Golf/Gulf)	Des/Dec 2021 499,00	US Golf / Gulf	55,00																																																					
Sojabone/Soybeans: Argentinië/Argentina (Up River)	Des/Dec 2021 548,00	Argentinië / Argentina	53,00																																																					
Sojabone/Soybeans: Brazilië/Brazil (Paranagua)	Des/Dec 2021 505,00	Brazilië/Brazil (Santos)	44,00																																																					
Sonneblom/Sunflower: EU Frankryk/France (Bordeaux)	Des/Dec 2021 718,00	EU (Rouen)	50,00																																																					
Sonneblom/Sunflower: Swart See/Black Sea	Des/Dec 2021 670,00	Kanada/Canada (St Lawrence)	61,00																																																					
Canola: Kanada/Canada (Vancouver)	Des/Dec 2021 876,00	Rusland / Russia (Novorossiysk)	62,00																																																					
Grondbone/Groundnuts: Argentinië/Argentina (Raw Runner 40/50)	Jan 2022 1470,00	Grondbone/Groundnuts (ARG)	80,00																																																					
Grondbone/Groundnuts: VSA/USA (Runners 40/50)	Des/Dec 2021 1505,00																																																							
	Sojabone/ Soybeans	Sonneblom/ Sunflower	Canola	Grondbone/ Groundnuts																																																				
Durban:	204,95	219,95	204,95	612,23																																																				

11. EXPORT PARITY PRICES (b)(c)

11. UITVOERPARITEITPRYSE (b)(c)

INDICATIVE EXPORT PARITY PRICES AS ON	2021/12/07				AANDUIDENDE UITVOERPARITEITSPRYSE SOOS OP
	US No3Y Maize/ Mielies Gulf/Golf (b)	US HRW Wheat/Koring Gulf/Golf (b)	US DNS 14% Wheat/Koring PNW (b)	Argentine Raw Runner 40/50 Groundnuts/ Grondbone (f)	
This is <b>only an example</b> of how an export parity price can be calculated - it can vary according to need	Dec/Des 2021	Dec/Des 2021	Dec/Des 2021	Jan 2021	Hierdie is <b>slegs 'n voorbeeld</b> van hoe 'n uitvoerpariteitsprys bereken kan word - dit kan varieer volgens behoefte
FOB Gulf value (\$/t)	268,00	381,00	443,00	1470,00	VAB Golfwaarde (\$/t)
Difference in quality and locality of SA <sup>1</sup> Maize: Plus US\$10 (\$/t) Groundnuts: Less 3,5% of fob value	\$10,00			96,5%	<sup>1</sup> Kwaliteits- en liggingsverskil van SA Mielies: Plus VSA\$10 (\$/t) Grondbone: Min 3,5% van vab waarde
SA fob price (\$/t)	278,00	381,00	443,00	1418,55	SA vab prys (\$/t)
Exchange rate (1\$=): (2021/12/07) <sup>2</sup>	15,9067	15,9067	15,9067	15,9067	<sup>2</sup> Wisselkoers (1\$=): (2021/12/07)
FOB Gulf value (R/t)	4422,06	6060,45	7046,67	22564,45	VAB Golfwaarde (R/t)
<b>Marketing costs:</b>					<b>Bemerkings koste:</b>
Financing (Prime rate 7.25% - 30 days) (R/t)	26,35	36,11	41,99	134,46	Finansieringskoste (Primakoers 7.25% - 30 dae) (R/t)
Railage: <sup>3</sup> Randfontein – Durban harbour	239,70	239,70	239,70	-	<sup>3</sup> Spoorvrage: Randfontein – Durbanhawe
Loading costs: (R/t) <sup>4</sup> Durban Harbour (Mainly spout method)	211,35	214,95	214,95	580,08	<sup>4</sup> Oplaai-koste: (R/t) Durbanhawe (Hoofsaaklik tregter metode)
<b>EXPORT REALISATION (R/t):</b> <b>Randfontein</b>	<b>3944,66</b>	<b>5569,69</b>	<b>6550,03</b>	<b>21849,91</b>	<b>UITVOER REALISASIE (R/t):</b> <b>Randfontein</b>
<i>Difference in quality and locality of SA</i> <i>As from 14 June 2012, the discount/rebate will no longer be used to calculate the Reserve Bank</i> <i>Railage costs:</i> <i>Loading costs, received from Mainport Africa Shipping:</i> <i>Included: Cargo dues, handling, wharf supervision, agency/documentation, logistics &amp;</i>			<b>1</b>		<i>Kwaliteits- en liggingsverskil van SA</i> <i>Vanaf 14 Junie 2012 sal die diskonto/premie nie meer gebruik word by die berekening Reserwebank</i> <i>Spoorvrage koste:</i> <i>Oplaai-koste, ontvang van Mainport Africa Shipping:</i> <i>Ingesluit: Kaai-gelde, hantering, kaaitoesig, agente/dokumentasie, logistiek &amp; opnames</i>
			<b>2</b>		
			<b>3</b>		
			<b>4</b>		



## 12. WEATHER

For local weather, please follow the link below:

<https://www.accuweather.com/en/za/south-africa-weather>

## 12. WEER

Vir plaaslike weer, volg asseblief die onderstaande skakel:

<https://www.accuweather.com/en/za/south-africa-weather>

### **Sources / Bronne:**

(a) = Safex; (b) = International Grains Council; (c) = SARB;

(d) = CBOT; (e) = KCBT; (f) = Oil World; (g) = Georganos Peanut World.

\* Formula according to ITAC (International Trade Administration Commission of South Africa)/  
Formule volgens ITAC (International Trade Administration Commission of South Africa)

Nico Hawkins

General Manager / Hoofbestuurder

**Indemnity/Vrywaring:** Although everything has been done to ensure the accuracy of the information, neither SAGIS nor any of its directors or employees takes any responsibility for actions or losses that might occur as a result of the usage of this information. / Alhoewel alles gedoen is om te verseker dat die inligting korrek is, aanvaar nie SAGIS of enige van sy direkteure of werknemers verantwoordelikheid vir enige aksies of verliese as gevolg van die inligting wat gebruik is nie.